


RAMJET *RJ-30* **High Density Compactor Extruder**

Totally
UL
Listed!



The RJ-30 Full of Features and Benefits

- ▼ Marathon's **RJ-30** features a patented curved tube and hydraulic choker that discharges a densely compacted log of refuse into any size and type receiving container. Because of the exclusive "S" shaped tube, the **RJ-30** achieves higher compaction ratios than any other compactor available!
- ▼ The material is compacted in the equipment and not in the container making unloading fast and easy. The container is not attached to the **RJ-30** which also saves time and eliminates spillage.



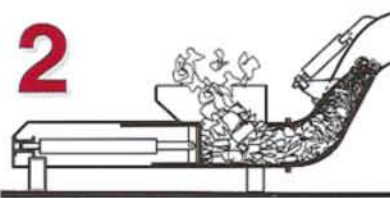
The RJ-30 is perfect for through-the-wall installations. Here the unit is fed from inside a building and the densely compacted log of waste is discharged on the opposite side of the wall.

- ▼ The RJ-30 is Totally UL Listed and manufactured in strict accordance with ANSI Z245.2 Standards.
- ▼ The RJ-30 is built tough for years of trouble-free service. The body and ram is constructed of heavy steel plate and the hydraulic power unit (available mounted on the unit or separate) incorporates the latest technology for smooth operation and reduced noise levels.

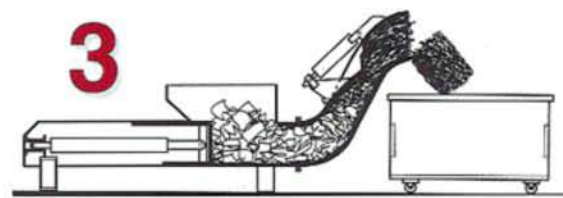
How the RJ-30 Extruder Works:



1
The packing ram forces materials from the charge box area into the patented "S" curve tube. Friction develops as it contacts the first part of the curve which starts the compaction process.



2
As material passes under the patented spring-loaded choker or restricter, resistance increases causing a dense log of refuse to develop. The spring-loaded choker allows the unit to handle a variety of waste materials.



3
As waste enters the charge box, the ram pushes the forming log to the top of the "S" tube. This forces it from a vertical direction back to horizontal to form a continuous log throughout the "S" tube. Eighteen to twenty-four inch logs of refuse are gravity fed into the container.

Specifications:

Charge Box Capacity		
[WASTEC Rating]	0.27 cy	0.21 m ³
Clear Top Opening	29" X 28"	737mm x 711mm
Capacity per Hour	.30 cy	.23m ³

Performance Characteristics:

Cycle Time	32 s	32 s
Total Normal Force	46,200 lb	206 kN
Total Maximum Force	57,700 lb	257 kN
Normal Ram Face Pressure	128.3 psi	885 kPa
Maximum Ram Face Pressure	160.3 psi	1105 kPa

Electrical Equipment:

Electrical Motor		
3/60-208/230/460	15 hp	11.2 kW
Electrical Control Voltage	120 VAC	120 VAC

UL Labeled Panel Box: Type NEMA, All Circuits Fused
 Standard Controls: Keylock Start/ Mushroom Stop/Reverse
 Mounted in face of electrical panel box

Hydraulic Equipment:

Hydraulic Pump Capacity	18.5 gpm	70 L/min.
Normal Pressure	1200 psi	8.3 mPa
Maximum Pressure	1500 psi	10.3 mPa
Hydraulic Cylinder	7" Bore x 4" Rod	178 mm x 102 mm
Weight	3,300 lbs.	1492 kg

RAMJET

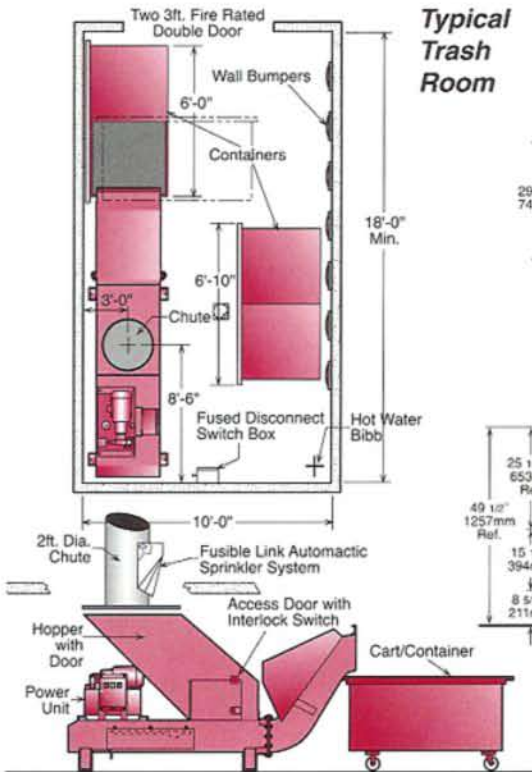
RJ-30



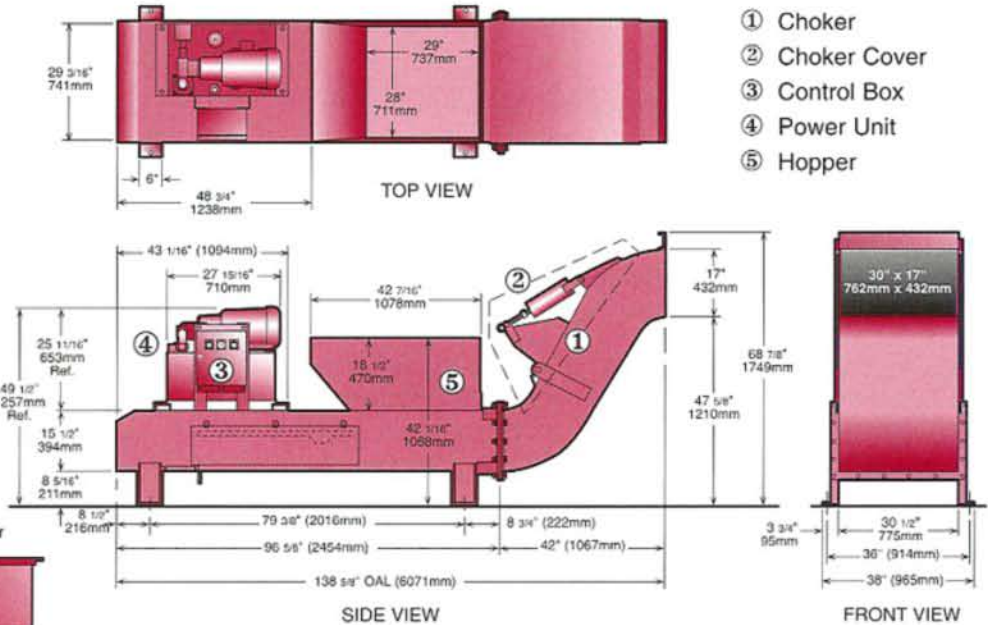
Versatility of Installations

The **RJ-30** can be used in a variety of applications such as deliquifying and recover of material such as outdated beverage containers, oil filters, reject oil cans, and dairy products. The above unit is equipped with a reservoir tank to collect extracted liquids.

The **RJ-30** is also ideal for multi-story apartment buildings. This unit is fed by a chute system. The optional photoelectric cycle control senses when trash is in the hopper and causes the unit to cycle automatically!



Typical Trash Room



1-800-464-3095

Pictures in this literature are illustrative only. Specifications are subject to change without notice in order to accommodate improvements to the equipment. Certified in compliance with ANSI Regulation Z245.2, all OSHA standards, and certified under WASTEC's Stationary Compactor Certification Program. Products must be used with safe practice and in accordance with said regulations and standards.



ENVIRONMENTAL INDUSTRY