



Special Application Industrial Shredders

• Knife Mill Disintegrators


IPS 16 Combo IPS 20 Combo IPS 40 Combo




"Combo" series disintegrators

IPS knifemill disintegrators have evolved throughout the company's one hundred forty some years of business. Built for applications ranging from paper, plastic and corrugated, to wire, metal and newspaper for animal bedding, IPS has provided solutions to thousands of reduction requirements for recycling and security purposes. Special Application and Industrial model shredders are an IPS staple! The talented engineering staff and product development team at IPS have built a reputation on tenacious shredder system design; strip cut, cross cut, and knifemill disintegrator/granulator style cutting head configurations. IPS has a shredder solution for any application.

Closed Cutting Cylinder



Open Cutting Cylinder




IPS 16D



Knife Mill Disintegrator

IPS 16RC IPS 20RC IPS 40RC



Knife Mill Disintegrator

IPS 16B IPS 20B IPS 40B



"B" Series Crushers

The addition of a heavy top conveyor which exerts powerful pressure to flatten the heaviest of cartons. The pinch style conveyor system breaks down corrugated material and PET and PVC beverage containers and force feeds them into the shredder. Ideal for recycling applications and creating packaging materials.

| Document Shredders | IPS 16D | IPS 16RC/16B | IPS 20RC/20B | IPS 40RC/40B | 16 combo | 20 combo** | 40 combo** |
|---|---------------------|---|---|---|-----------------|-----------------|-------------------------|
| Feed Width | 16" | 16" | 20" | 40" | 16" | 20" | 40" |
| Shred Capacity | 45 sheets | 90 sheets | 300 sheets | 1200 sheets | 40 sheets | 125-300 sheets | 250-600 sheets |
| Shred Size | 1/8", 1/4", 1/2" | 1/8", 1/4", 1/2" | 1/8", 1/4", 1/2" | 1/8", 1/4", 1/2" | particle | particle | particle |
| Motor | 1HP | 3HP | 10HP | 25HP | 3/1HP | 7.5/3HP | 15/5HP |
| Shred Speed | 110 FPM | 2000 LBS, HR | 4000 LBS, HR | 6000 LBS, HR | 75 FPM | 90 FPM | 90 FPM |
| Voltage | 115V | 230, 460V 3P.H. | 230, 460V 3P.H. | 230, 460V 3P.H. | 230, 460V 3P.H. | 230, 460V 3P.H. | 230, 460V 3P.H. |
| Operation | manual | manual | manual | manual | manual | manual | manual |
| Dimensions/HxWxD | 43 1/4" x 28" x 26" | 46" x 34" x 54" RC 52" x 34" x 54" B | 45" x 42" x 80" RC 54" x 42" x 80" B | 46" x 62" x 95" RC 60" x 62" x 95" D | 43" x 30" x 70" | 47" x 43" x 96" | 47" x 62 1/2" x 95 1/4" |
| Weight | 330 lbs. | 625 lbs. RC 665 lbs. B | 1300 lbs. RC 1400 lbs. B | 2700 lbs. RC 3700 lbs. B | 1000 lbs. | 2800 lbs. | 3800 lbs. |
| Accessories: Spare Knives and Screens. | | | | | | | |

* All performance data have been established using #20/#16 bond 8 1/2 x 11 paper. Different paper qualities may yield results that differ from ours.

** All performance data have been established using 11 x 14 computer forms paper. Different paper qualities may yield results that differ from ours.