


**IPS301  
IPS302 IPS303**




**Hands-Free Control**




The 300 series and above electronic console models are equipped with user friendly electronic features to increase productivity. The three position rocker switch provides the operator with forward - stand by on, off, and reverse modes. Stand-by mode allows instant hands free shredder operation. The stand-by mode is established by activating the forward control rocker or push-button on the touch pad. The shredder remains inactive until paper fed into the shredder's chute breaks the optic sensor beam; documents are then shredded instantaneously. The shredder remains in operation for as long there is paper being fed into it.

**Table Top Models  
IPS10T**



**IPS16T**



To ensure efficient use of vital office space when space is a factor in shredder selection, IPS has a table top solution! The IPS10T and IPS16T offer maximum shredder performance at a minimum footprint requirement. The table top models are equipped with a three position control knob: Forward - Off - Reverse.

The IPS 300 series shredders are designated as "deskside" models under the general office shredder category. They feature an attractive full wooden console, castor mounted for easy mobility, a safety interlocked front access door, 9.5" infeed throat, 1/2 hp drive motor, photo cell automatic start/stop, visual alarm indicator and automatic shredder shut-down for bag full, door open, and paper jam conditions. The IPS 300 series shredders consist of a 1/8" strip cut model (the IPS301), a 1/8" x 1 3/16" cross-cut model (the IPS302), and a **D.O.D. spec., NSA approved, 1/32" x 7/16"** particle size, high security model (IPS 303) designed specifically for Federal agencies, and the US Military, Classified use.

Document Shredders	IPS301	IPS302	IPS303	IPS10T	IPS16T
Feed Width	9 1/2"	9 1/2"	9 1/2"	10"	16"
Shred Capacity	15-18 sheets	12-15 sheets	5-6 sheets	15 sheets	40 sheets
Shred Size	1/8"	1/8" x 1 3/16"	1/32" x 7/16"	1/4"	1/4"
Motor	1/2H.P. 115V	1/2H.P. 115V	1/2H.P. 115V	1/3H.P. 115V	1H.P. 115V
Shred Speed	21FPM	21FPM	21FPM	60 FPM	60 FPM
Voltage	115V	115V	115V	115V	115V
Operation	electronic	electronic	electronic	manual	manual
Waste Volume	10 gal.	10 gal.	10 gal.	16 gal.	50 gal.
Dimensions/HxWxD	25" x 16" x 14"	25" x 16" x 14"	25" x 16" x 14"	8" x 16 3/4" x 16 3/4"	11" x 25" x 18"
Weight	64 lbs.	66 lbs.	66 lbs.	61 lbs.	240 lbs.
<b>Accessories:</b> Waste Bags, Oil, Forms Rack: 1 tier / 3 tier, Automatic Oiler, stand base for table top models.					

All performance data have been established using #20/#16 bond 8 1/2 x 11 paper. Different paper qualities may yield results that differ from ours.